

Biblio-Files

May/June 2015

Volume 3, Issue 5



Inside this issue:

School Library System Updates	1
Common Core Connection	1
School Spotlight/End of Year Events	2-3
Upcoming Professional Development	4
New Professional Titles	4

School Library System Updates

The end of the year is upon us! Another exciting school year has flown by—hopefully you are finishing your last weeks celebrating your successes and planning for next year.

Here at the school library system, we are also reflecting on our year. One of the major ways we identify our strengths and challenges is through our annual member survey. This survey's importance is twofold: first, the School Library System team analyzes the results to identify needed improvements and affirm that we are serving you to the best of our ability. Second, the results of this survey are reported to the

state on our Annual Report; the survey sections directly correlate to our Plan of Service.

To respond to this survey, please visit: <http://tinyurl.com/2015SLSSurvey>

Your candid and thoughtful responses are greatly appreciated by our team!

Looking back on 2014-2015, the School Library System has had an exciting year: we've added two regional databases (Nat Geo and SIRS), added four 3D printers to the Media Library, held twelve professional development sessions over the course of the year, collaborated

with Social Studies for an additional three sessions (with six more sessions coming in July!), and awarded twelve member scholarships to the NYLA-SSL conference and the NYLA-SSL Leadership Institute. Looking forward to 15-16, please watch for an updated handbook and professional development calendar in early September.

As always, thank you for another wonderful school year. It's a privilege to serve you, learn with you, and watch the wonderful things each of you do in your libraries every day.

See you in September!

Nicole Laura

Get in Touch with the SLS Team!



Nicole Waskie-Laura:
SCHOOL LIBRARY SYSTEM
COORDINATOR
nwaskiel@btboces.org
766-3730

@nwaskielaura

Kathy Harasta:
PROGRAM ASSISTANT
kharasta@btboces.org
766-3731

@kathyharasta

Elaine Stankosky:
LIBRARY AUTOMATION AND
CATALOGING
estankos@btboces.org
766-3912

Kristina Garcia:
MEDIA LIBRARY
kgarcia@btboces.org
766-3734


@kgarcia435

Common Core Connection

During May's 2015 Sharing the Vision event, librarians and administrators heard from author and professor Dr. Marc Aronson. Dr. Aronson spoke about how the library can suffer from a perception problem—administrators, teachers, and librarians often have differing views of how the library impacts students and the librarian's role in instruction. However, when these three groups align with a common vision, the effect on

student achievement can be very powerful! Recent research by Dr. Joette Stefl-Mabry at the University of Albany found a **statistically significant relationship between the presence of a certified school librarian and student ELA scores**. Dr. Aronson argues that this impact isn't limited to ELA: librarians collaborating with teachers on inquiry projects in science, math, and social studies have the potential to be equally meaningful. Your charge for 2015-2016: become more embedded in your

school's instructional planning and goals, and challenge yourself to make a positive impact across subject areas through collaboration and inquiry-based instruction.



School Spotlight: Union-Endicott High School



Engaging Infographics by Cheryl Naslund

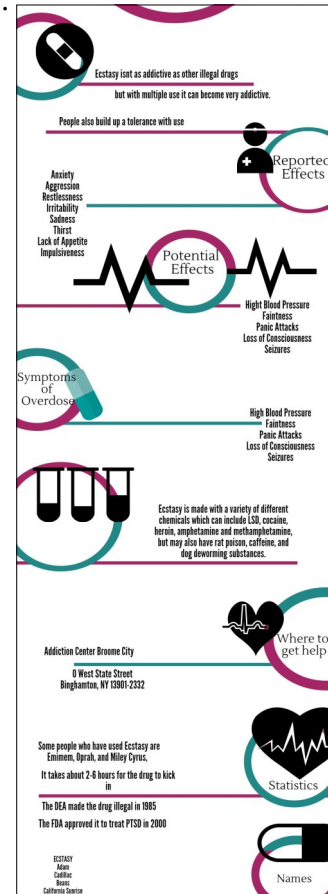
In October 2014 Kathy Schrock shared an intense session on Infographics with Broome-Tioga BOCES area librarians. Librarian Cheryl Naslund was intrigued and researched some statistics about the visualization of information – 65% of the population are visual learners; the brain processes visual information 60,000 times faster than text; half the brain is dedicated to processing visual information and 90% of the information transmitted to the brain is visual. Mrs. Naslund then explored creating infographics which are graphic visual representations of data, information, or knowledge designed for clear and quick comprehension. Because infographics can communicate information in engaging ways, illustrate large quantities of data meaningfully, and reveal hidden data to the viewer, they represent an ideal learning tool for both formative and summative assessment.

Mrs. Naslund then began to collaborate with health teachers to incorporate infographics into health career and drug research projects using [Piktochart](http://Piktochart.com). Piktochart is easy to use and allows students to present data using built-in Excel graphs and charts, and to create their own data maps. Images, video, and survey results may also be imported. Thus, infographics can become powerful tools for observing patterns and trends, critical evaluation, and demonstration of student mastery of unit/project/course knowledge.

Schrock's approach to infographic layout in which the most important information (main point) is presented first, followed by secondary points and supporting details, was modeled and discussed. In collaboration with the teachers, Mrs. Naslund integrated Ms. Schrock's infographic rubric with project content requirements to insure standardized quality assessment.


Students were strongly encouraged to explore different ways to present their information before selecting the best way to showcase the data. Ms. Naslund integrated Ms. Schrock's infographic rubric with project content requirements to insure standardized quality assessment.

With the rapid transformation of consumer health information into visual formats and the explosion of infographics in marketing and advertising, data visualization is one of the most important aspects of the data literacy skill set. Collecting accurate and relevant data is essential, but equally important is presenting that data in a meaningful format! For purposes of authentic assessment, students will benefit from being taught how to analyze data and create quality infographics.



School Spotlight: Susquehanna Valley Middle School

Librarian Rita Foran recently held a "Book Tasting" event for the AIS classes in her building. With borrowed tablecloths, Rita set the scene by creating a "restaurant" in the library. She added battery operated candles and flowers to the tables, and made placemats by printing the Five Finger Book Test with an added decorative border. Each student received a "menu" that included a few questions to guide students' book choices. For atmosphere, Rita pulled up Blazinglogs.com on the SmartBoard to simulate a roaring fire. Rita chose books from across a wide selection of genres and levels for students to sample. As students entered the library, they gathered in groups of 3 or 4. Rita served as maître d', escorting students to tables based on their reservations. As you can imagine, students were quite impressed and had an excellent time identifying new books to read for pleasure.






NYLA-SSL 2015



In May, ten Broome-Tioga BOCES region librarians attended the 2015 NYLA-SSL Conference in Tarrytown, NY, by way of scholarships from the School Library System. Conference attendees heard from well-known and highly respected library professionals and authors, including Jennifer LaGarde, a nationally-recognized librarian and the blogger behind "The Adventures of Library Girl"; Carol Collier Kuhlthau, author and Professor Emerita of Library and Information Science at Rutgers University; Steven Kellogg, author,

illustrator and 2015 winner of the Knickerbocker Award; Dr. Joette Stefl-Mabry, Director of the School Library Program at the University at Albany; and Sarah Weeks, author and winner of the 2015 Rip Van Winkle Award. Session topics covered five major strands: inquiry, management, programming, advocacy, and collaboration; conference attendees had the choice of over thirty-six concurrent sessions over the course of two days. Scholarship winners shared that they felt this was an excellent conference, and returned to their libraries reaffirmed, renewed, and ready to take on new challenges!





Out and About:
Great displays at the Owego Apalachin libraries!

Visit Us Online:

<http://btboces.org>

<http://broometiogasls.wordpress.com>

#btls #btlibrarians



BROOME•TOGA
boces
Enriching Lives Through Education



Upcoming Events

Social Studies Academies—Grades 6-8

[Grade 6—July 20 & 21, 8:00-3:00 JCLC](#)

[Grade 7—July 22 & 23, 8:00-3:00 JCLC](#)

[Grade 8—July 30 & 31, 8:00-3:00 JCLC](#)

[Getting Started with 3D Printers—August 25, 8:00-3:00](#)

[ISC-A](#)

[Robotics in the Classroom—August 26, 8:00-3:00](#)

[ISC-A](#)

Click on the image below or visit <http://goo.gl/1s2ARj>
for our full Professional Development Catalog

MyLearningPlan®
PLAN » MANAGE » LEARN » EVALUATE

Professional Library

Looking to get in some professional reading this summer? The School Library System has recently added the following titles:

Teach Like a Champion 2.0—Doug Lemov
Falling in Love with Close Reading—Christopher Lehman & Kate Roberts
Teaching to Complexity
(companion to *Teaching with Text Sets*) - Mary Ann Cappiello
Authentic Learning in the Digital Age—Larissa Pahomov
Excellence through Equity—Alan Blankstein

Also available:

A Whole New Mind, Drive and To Sell is Human—Daniel Pink

Creating Innovators—Tony Wagner

A Year of Inquiry: A Collection for Elementary Educators—Linda Froschauer

The Gamification of Learning and Instruction—Karl M. Kapp

